

1

STAGE# 1 1 ROUNDS

Enter Stage Name

Comstock 1 STRINGS 1

11 PAPER 0 STEEL

Start Position

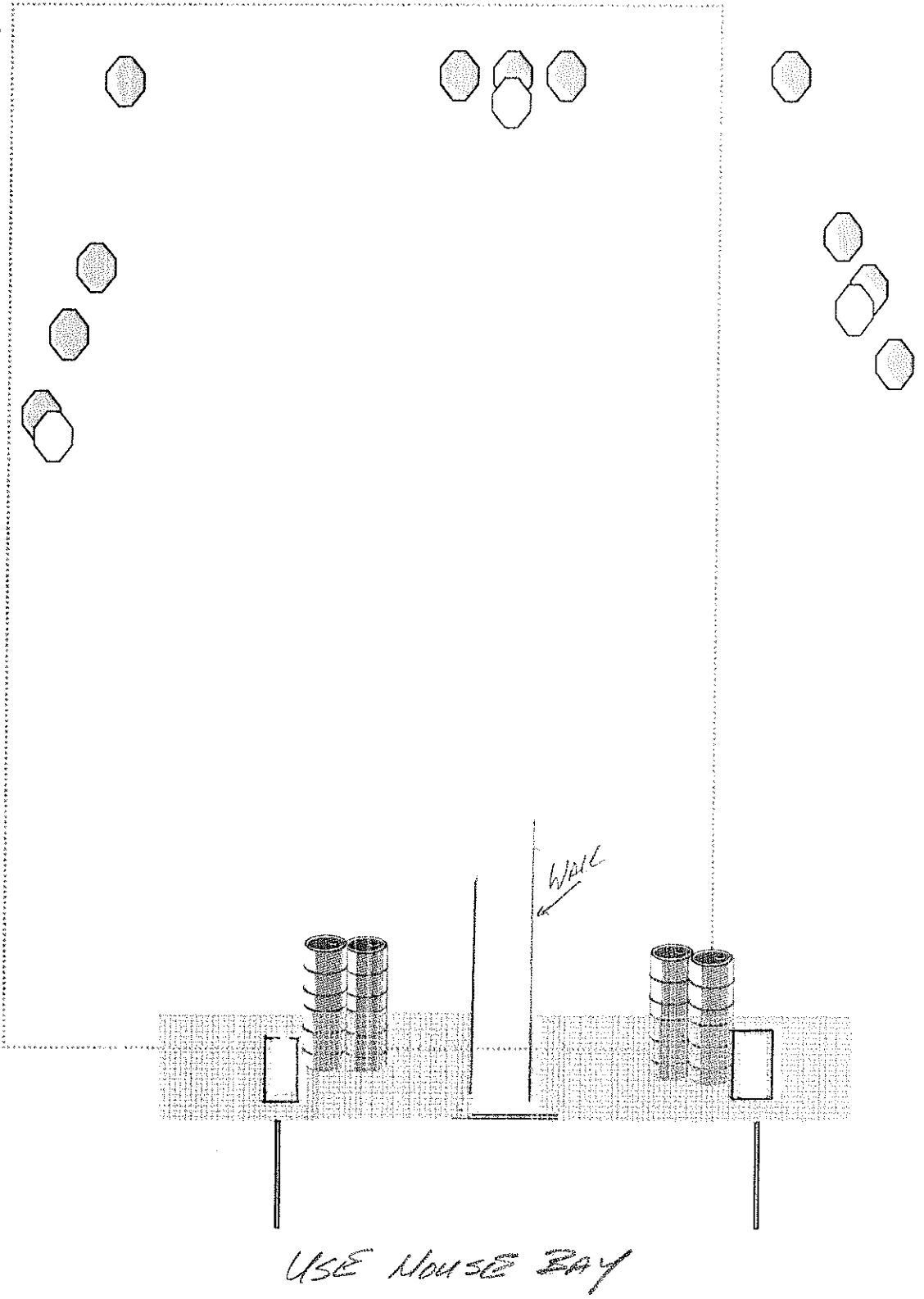
Standing in doorway rifle loaded held at low ready.

PROCEDURE:

At signal engage rifle targets with 2 rds each through door and windows.

STAGE SETUP NOTES:

22 RIFLE



#2

STAGE# 1 ROUNDS

Enter Stage Name

Comstock STRINGS 1

12 PAPER 5 STEEL

Hands at Sides

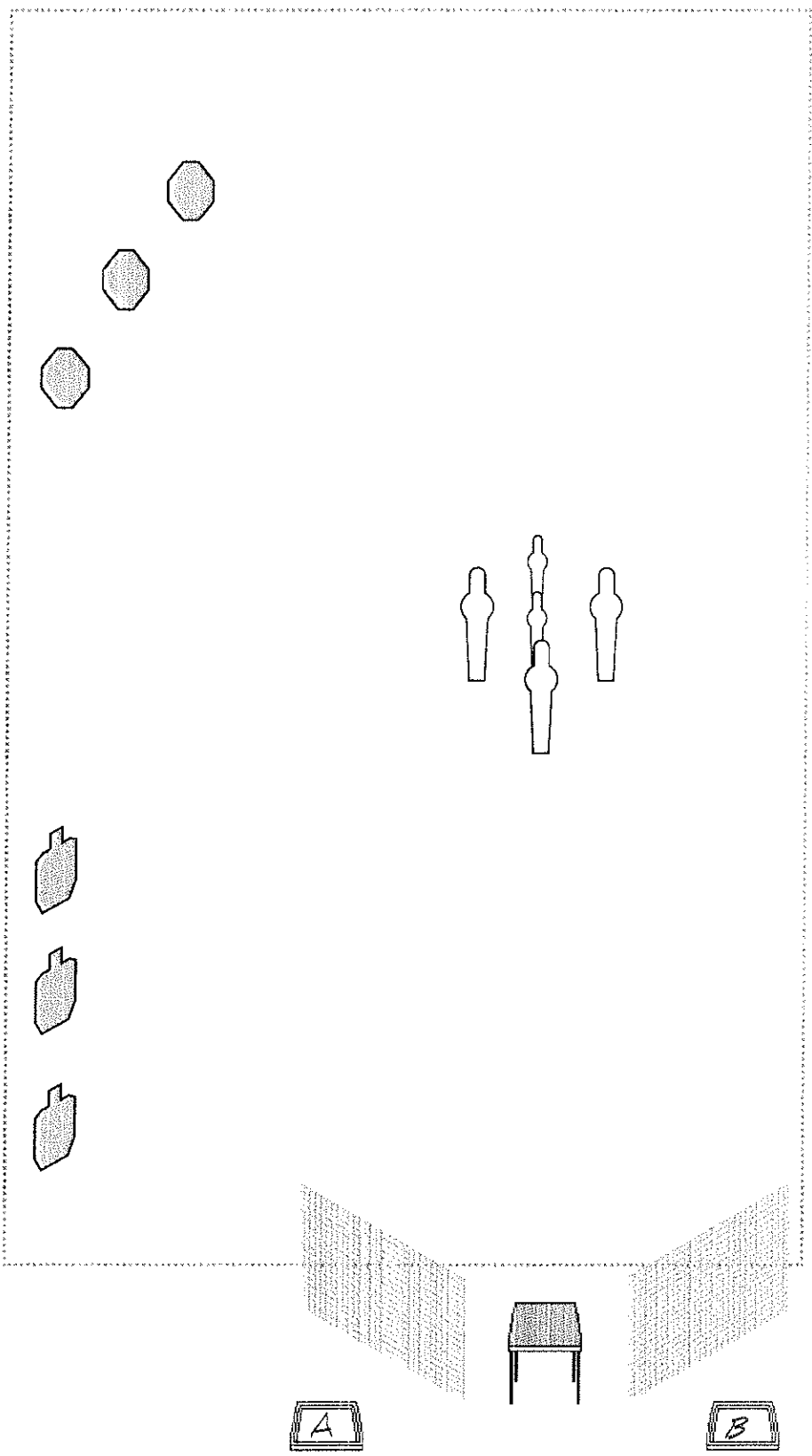
Shotgun loaded on table.
Rifle loaded on table.
Pistol loaded and holstered.

PROCEDURE:

At signal engage shotgun targets till down. Engage pistol and rifle targets from box A & B.

STAGE SETUP NOTES:

12 RIFLE
12 PISTOL
5 SHOTGUN



平子

STAGE# 第 26 号 ROUNDS

Enter Stage Name

Comstock 1 STRINGS

9 PAPER 8 STEEL

Hands at Sides

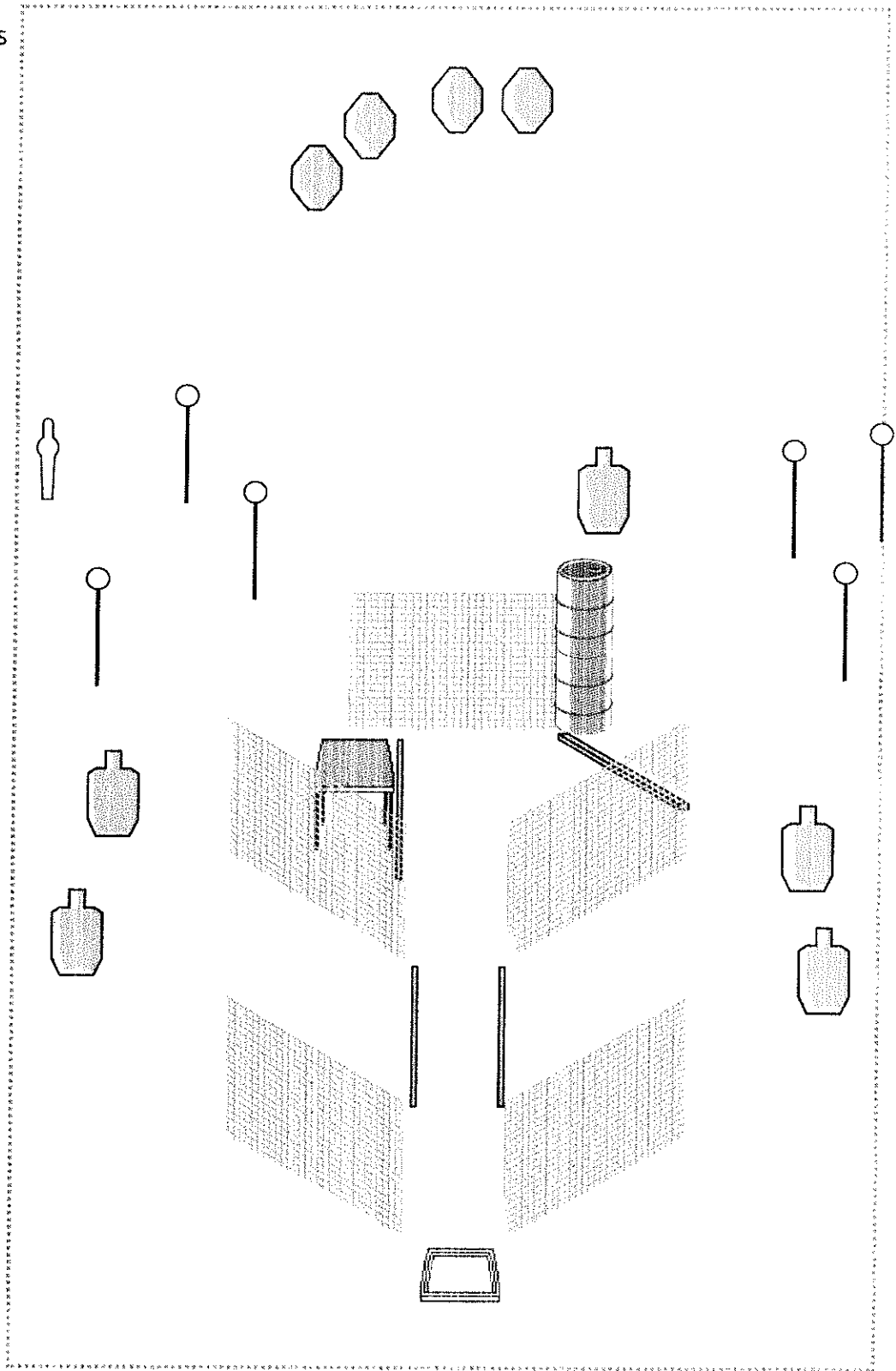
Standing in box a pistol loaded & hoistered.

PROCEDURE:

Rifle and shotgun loaded laying on table pointed down range.
At signal engage pistol targets with 2 rds each. Dump pistol in bin, then engage rifle and shotgun targets. All rifle targets require 2 rds each. Shotgun clays must be broken to score, poppers must be down to score.

STAGE SETUP NOTES:

8 RIFLE
10 PISTOL
8 SHOTGUN



#4

STAGE# 4 19 ROUNDS

Enter Stage Name

Comstock STRINGS 1

7 PAPER 5 STEEL

Start Position

Standing in box A heels touching XX's

PROCEDURE:

Standing in box A heels touching XX's. Rifle loaded held in low ready position. Shotgun loaded laying on table pointing down range.

At signal engage rifle targets with 2 rds. each. Ground rifle on table, pick up shotgun and engage clays till broken.

STAGE SETUP NOTES:

14 RIFLE

5 SHOTGUN

