

STAGE# 1 1 ROUNDS

Enter Stage Name

Comstock STRINGS 1

0 PAPER 0/5 STEEL

Other:

Standing in box A. rifle loaded,  
Safety on or action open, gun at low  
ready position.

**PROCEDURE:**

At signal engage 5 targets through  
window A, 5 targets through window  
B and 5 targets through the  
doorway. Window opening must be  
used as support.

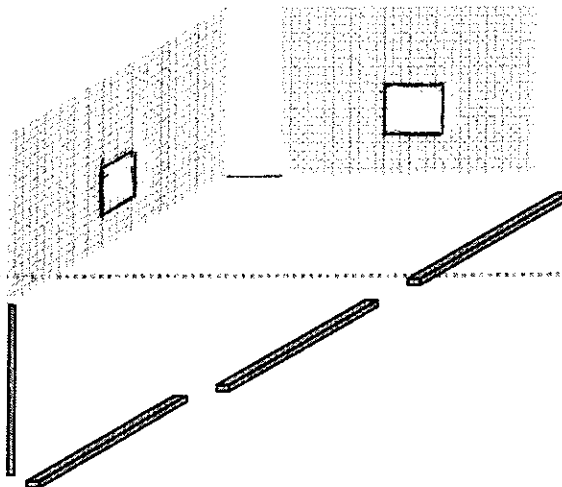
**YOU MUST PERFORM A REQUIRED  
RELOAD AFTER 2 POSITIONS.**

Positions may be shot in any order.  
All targets are 1 shot each hit or  
miss.

No penalty for a miss

Time limit

**STAGE SETUP NOTES:**



STAGE# 2 ROUNDS

The barrels are back!

Comstock STRINGS 1

0 PAPER 15 STEEL

Start Position

Standing in box A, gun loaded action open or safety on. Gun at low ready.

PROCEDURE:

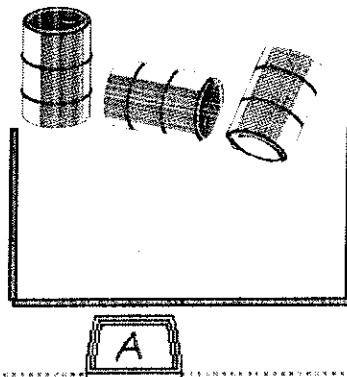
At signal engage 5 targets using top of barrel, rifle or rifle support must be on top of barrel. Move to barrel on it's side, using that barrel, rifle or support must be on barrel, engage 5 targets. Move to last barrel, all shots must pass through barrel, engage 5 targets.

You must perform 1 required reload after engaging first set of targets but before engaging last set of targets.

All targets are 1 shot hit or miss. No penalty for a miss.

Time limit 90 seconds.

STAGE SETUP NOTES:



STAGE# 1 ROUNDS

4-3-2-1-0

Comstock STRINGS 1

0 PAPER 16 STEEL

Start Position

Standing in box A gun loaded action open or safety on. Gun at low ready.

### PROCEDURE:

At signal engage the 5 targets using the top of the barricade as support. Change position to the middle port, using the barricade as support engage the the 5 targets. Change position to the lowest port and engage the 5 targets and finally the stop plate.

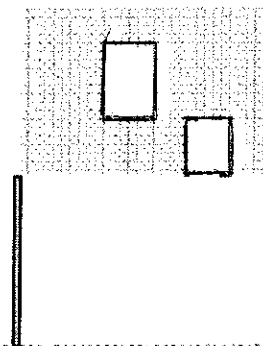
You MUST perform a magazine change after the first set of targets but before engaging the last set of targets.

All targets are 1 shot hit or miss.

No penalty for a miss

Time limit 90 seconds

### STAGE SETUP NOTES:



STAGE# 1 1 ROUNDS

Double "TT" Trouble

Comstock STRINGS 1

0 PAPER 20 STEEL

Start Position

Standing behind Tank traps, Gun loaded safety on or action open. Gun at low ready.

**PROCEDURE:**

At signal engage the 5 steel targets from 2 different positions (you must physically move your body and gun) on tank trap #1.

Perform a required reload.

Move to tank trap #2 engage the 5 steel targets from 2 different positions.

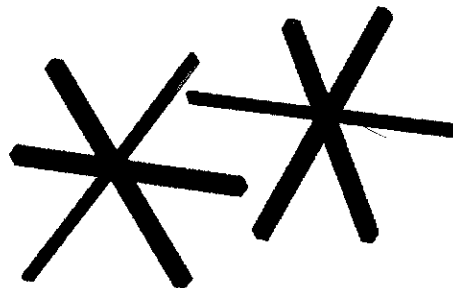
Rifle or rifle support must use the tank trap as support.

All targets are 1 shot hit or miss.

No penalty for a miss.

Time limit TBD seconds

**STAGE SETUP NOTES:**



BOX A

STAGE# 1 ROUNDS



Know Your Limit

Comstock STRINGS 1

0 PAPER 10 STEEL

Start Position

Gun loaded Safety on or action open. Shooter is in the prone position.

**PROCEDURE:**

At the signal engage the 10 steel targets with 1 round each. Targets are decreasing in size. You may stop shooting the targets at any time and keep the points you have accumulated. If you shoot and miss a target you must stop shooting and you will forfeit all the points you have accumulated, your score for the stage would then be "0 Points".

**STAGE SETUP NOTES:**

