

Italy Central 01OSC modified

by Stefano M

Scoring: COMSTOCK, Best 2 hits on cardboard.

Targets: 9 USPSA target(s), 4 steel

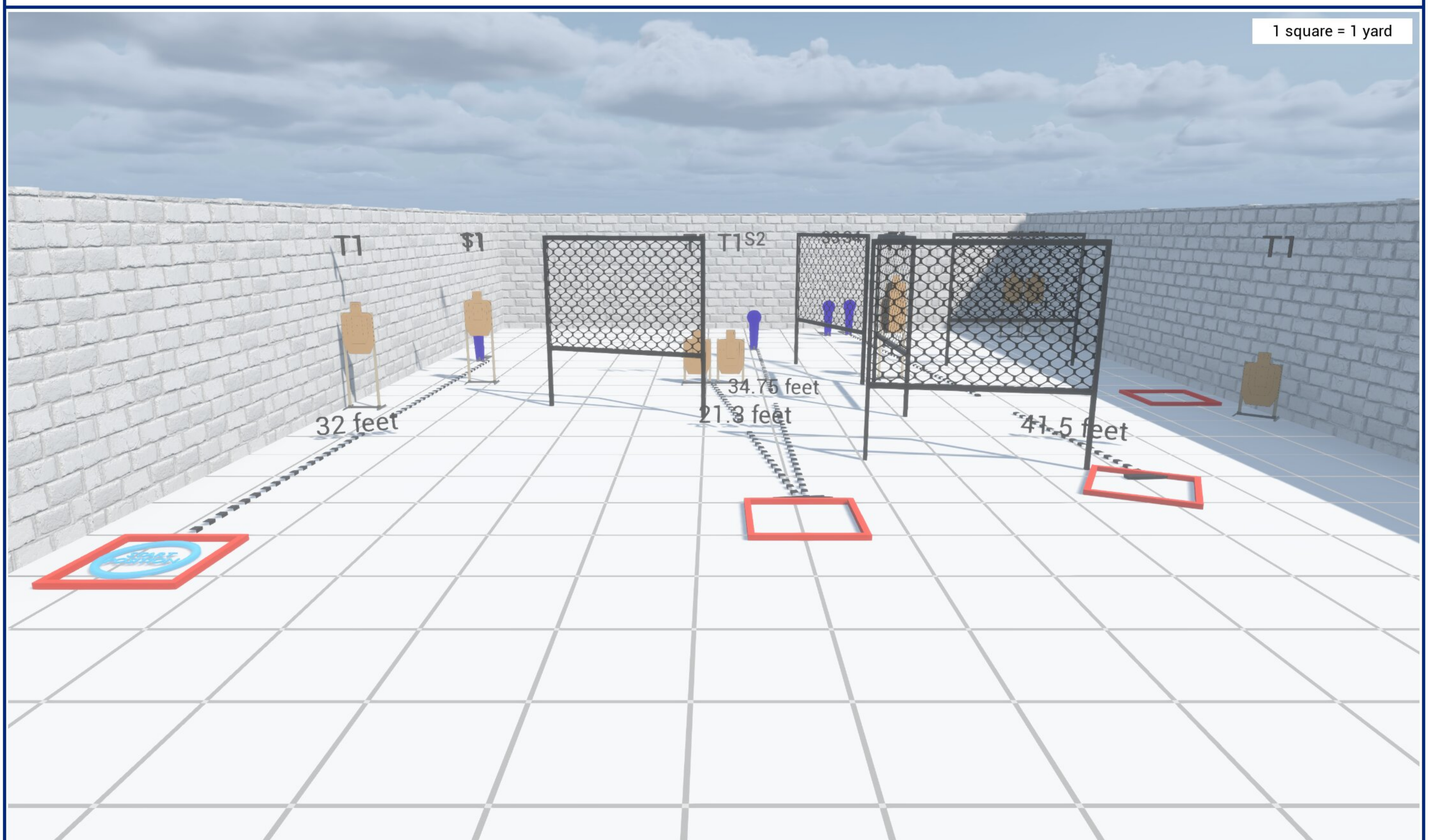
Rounds: 22

Start Position:

The start position is standing anywhere in the 1st shooting area, facing down range with wrists below belt. Handgun is loaded and holstered. PCC start position is stock on belt, safety on, muzzle pointing downrange

Procedure:

On the audible start signal, engage all targets from within the shooting areas.



Setup Notes:

<Put any build instructions here for the build crew>

Italy Central 01OSC modified

by Stefano M

WRITTEN STAGE BRIEFING

Welcome to stage Italy Central 01.

Italy Central 01 is a 22 round, 110 point COMSTOCK course. There are 9 targets and 4 steel. The start signal is audible.

The start position is standing anywhere in the 1st shooting area, facing down range with wrists below belt. Handgun is loaded and holstered.

PCC start position is standing anywhere in the shooting area, facing down range, stock on belt, safety on, muzzle pointed down range, loaded carbine held in both hands with safety on.

On the audible start signal, engage all targets from within the shooting areas. Best two hits on paper and steel must fall to score.

Dinner Interrupted

by Justin Hamilton

Scoring: COMSTOCK, Best 2 hits on cardboard.

Targets: 6 USPSA target(s), 0 steel

Rounds: 12

Start Position:

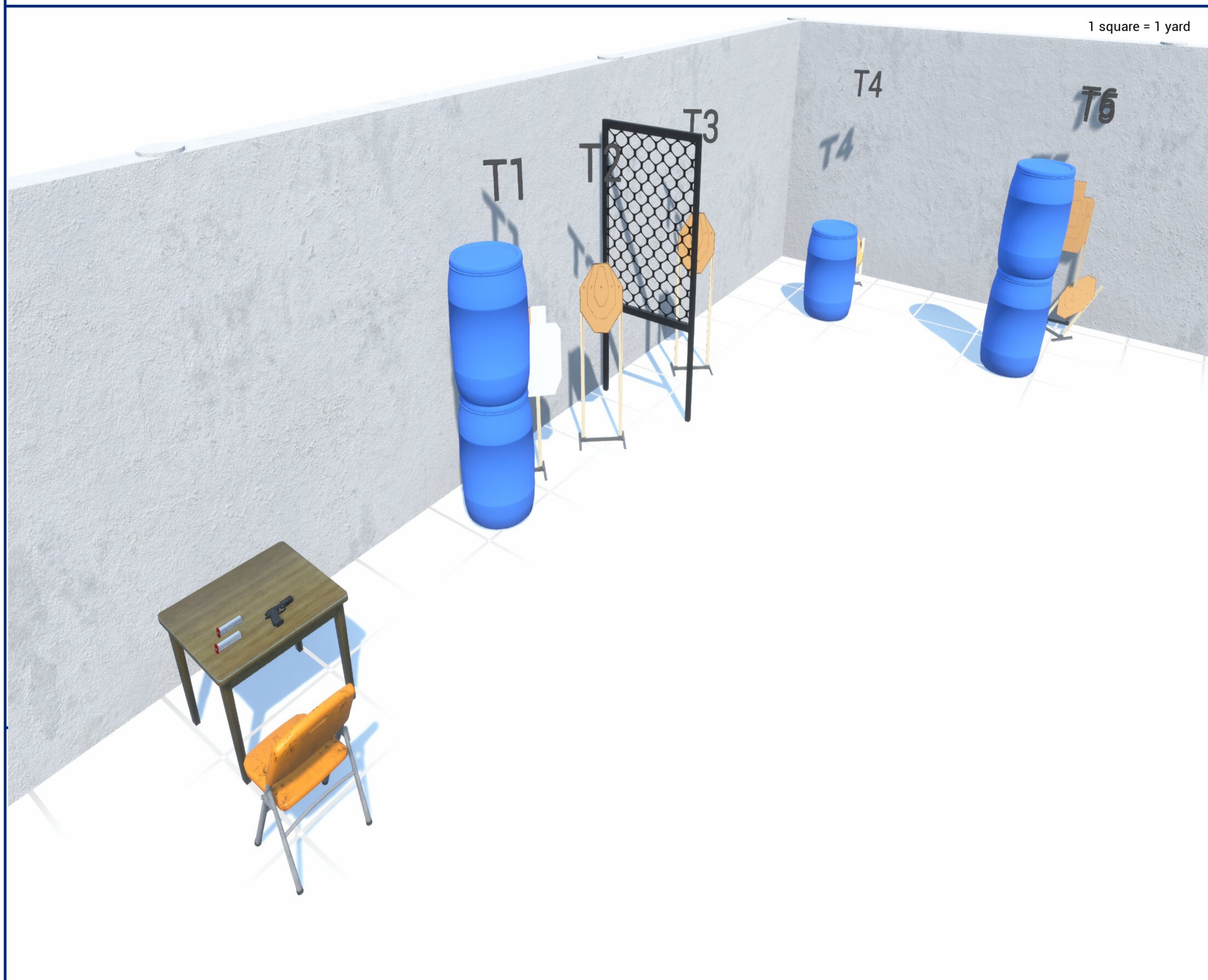
Seated upright in chair.

Back against seat back, hands on table.

Handgun/PCC is unloaded and placed on table alongside 2 loaded magazines.

Procedure:

On the audible start signal, engage all targets from within the shooting area.



Dinner Interrupted
by Justin Hamilton

WRITTEN STAGE BRIEFING

Welcome to stage Dinner Interrupted. My name is Justin Hamilton and I am the CRO for this stage.

Dinner Interrupted is a 12 round, 60 point COMSTOCK course. There are 6 paper targets and 0 steel. The start signal is audible.

The start position is:

Seated upright in chair.

Back against seat back, hands on table.

Handgun/PCC is unloaded and placed on table alongside 2 loaded magazines.

On the audible start signal, retrieve your weapon and magazines. Face downrange before loading your weapon. Carrying your second magazine with you in your support hand, engage the 1st 3 targets before performing a mandatory reload. Engage all targets from within the shooting area Best two hits on paper to score.

Patriots Anthem

by Steven Veldt

Scoring: COMSTOCK, Best 2 hits on cardboard.

Targets: 6 IPSC target(s), 0 steel

Rounds: 12

Start Position:

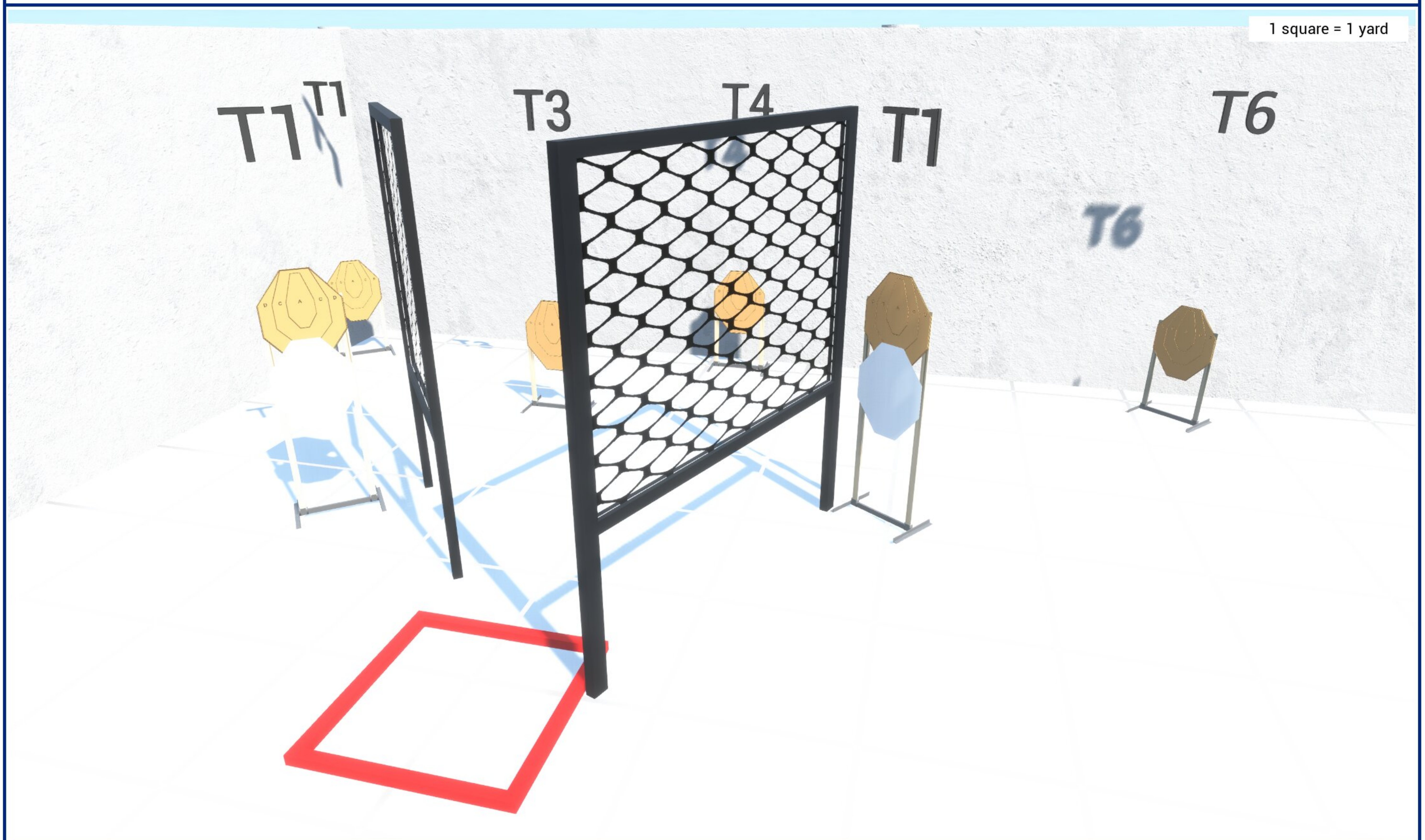
The start position is seated in the shooting box, wrists on knees. Handgun is loaded and holstered.
PCC seated in chair. Weapon loaded and made safe, butt on belt, muzzle pointed down range.

Procedure:

On the audible start signal, STAND and engage all targets.

Mandatory reloads when transitioning the barriers.

1 2 Reload 3 4 Reload 5 6 or something similar.



Setup Notes:

Left side no-shoot should create a tight squeeze between the barrier.
Right side no-shoot should force the shooter to move back in the box.
No-shoots are standard height.

Patriots Anthem

by Steven Veldt

WRITTEN STAGE BRIEFING

Welcome to stage Patriots Anthem. My name is Steven Veldt and I am the CRO for this stage.

Patriots Anthem is a 12 round, 60 point COMSTOCK course. There are 6 targets and 0 steel. The start signal is audible.

The start position is seated in the shooting area, facing down range with wrists on knees. Handgun is loaded and holstered.

PCC start position is seated in the shooting area, facing down range, stock on belt, safety on, muzzle pointed down range, loaded carbine held in both hands with safety on.

On the audible start signal, engage all targets from within the shooting area. Best two hits on paper and steel must fall to score.

Short Steps 2 OSC modified

by Scott M

Scoring: COMSTOCK, Best 2 hits on cardboard.

Targets: 6 USPSA target(s), 1 steel


Rounds: 13

Start Position:

The start position is standing outside of the shooting area, facing down range with left hand on barrier, right wrist below belt. Handgun is loaded and holstered. PCC start position is stock on belt, safety on, muzzle pointing downrange

Procedure:

On the audible start signal, engage all targets from within the shooting area as they become visible. Use tactical order and provided cover to engage all targets



Setup Notes:

Fault lines at T2 and T5 are used to funnel the shooter to the center.

Short Steps 2 OSC modified

by Scott M

WRITTEN STAGE BRIEFING

Welcome to stage Short Steps 2.

Short Steps 2 is a 13 round, 65 point COMSTOCK course. There are 6 targets and 1 steel. The start signal is audible.

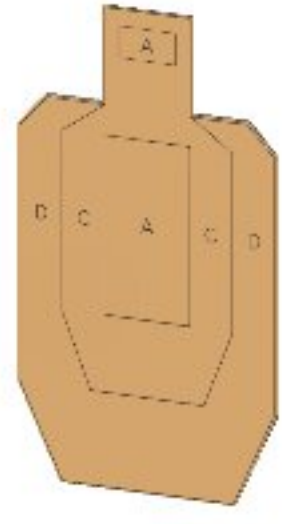
The start position is standing outside of the shooting area, facing down range with left hand on barrier, right wrist below belt. Handgun is loaded and holstered.

PCC start position is stock on belt, safety on, muzzle pointed down range, loaded carbine held in both hands with safety on.

On the audible start signal, engage all targets from within the shooting area as they become visible. Use tactical order and provided cover to engage all targets. Best two hits on paper and steel must fall to score.

Short Steps 2 OSC modified by Scott M

BUILD LIST



x 6
uspsa-target



x 1
uspsa-mini-popper
white



x 1
wall-short-color
(1m x 2m)
(3 ft x 7 ft)



x 3
wall-vport-med-
color
(2m x 2m)
(7 ft x 7 ft)



x 1
Faultline
(2 m / 8 ft)



x 1
Faultline
(3 m / 9 ft)



x 2
faultline-6ft
Red




x 1
hand-L
Yellow



x 1
two-Xs
Yellow



x 6
Target Stands



x 8
Wall Stands



x 8
Barrels

Short Steps 2 OSC modified

Scott M

LAYOUT PAGE

