

# Walk This Way

by Justin Hamilton

**Scoring:** COMSTOCK, Best 2 hits on cardboard.

**Targets:** 11 USPSA targets, 4 steel

**Rounds:** 26

## Start Position:


Standing inside shooting area, toes touching X's, facing uprange.  
Handgun loaded and holstered, hands relaxed at sides.

PCC: Standing inside the shooting area, heels on X's, facing downrange, Gun unloaded, bolt closed, low ready

## Procedure:

On the start signal, shooter will rotate to the right engaging T1, shooter will then complete rotation, facing downrange the shooter can then engage all remaining targets as they become visible within the shooting area.

PCC: On the start signal, shooter will load and make ready. Shooter will then engage T1, shooter can then engage all remaining targets as they become visible within the shooting area.



## Setup Notes:

From Start Position:

T7 62 ft T8 33 ft T9 38 ft Front Fault line 41 ft  
P1-P4 Min 31 ft from front fault line

**Walk This Way**  
**by Justin Hamilton**

## **WRITTEN STAGE BRIEFING**

Welcome to stage Walk This Way. My name is Justin Hamilton and I am the CRO for this stage.

Walk This Way is a 26 round, 130 point COMSTOCK course. There are 11 classic targets and 4 steel. The start signal is audible.

### **START POSITION:**

Standing inside shooting area, toes touching X's, facing uprange.

Handgun loaded and holstered, hands relaxed at sides.

PCC: Standing inside the shooting area, heels on X's, facing downrange, Gun unloaded, bolt closed, low ready

On the start signal, shooter will rotate to the right engaging T1, shooter will then complete rotation, facing downrange the shooter can then engage all remaining targets as they become visible within the shooting area.

PCC: On the start signal, shooter will load and make ready. Shooter will then engage T1, shooter can then engage all remaining targets as they become visible within the shooting area.

# Custom House

by Justin Hamilton

**Scoring:** COMSTOCK, Best 2 hits on cardboard.

**Targets:** 8 IPSC targets, 2 steel

**Rounds:** 18

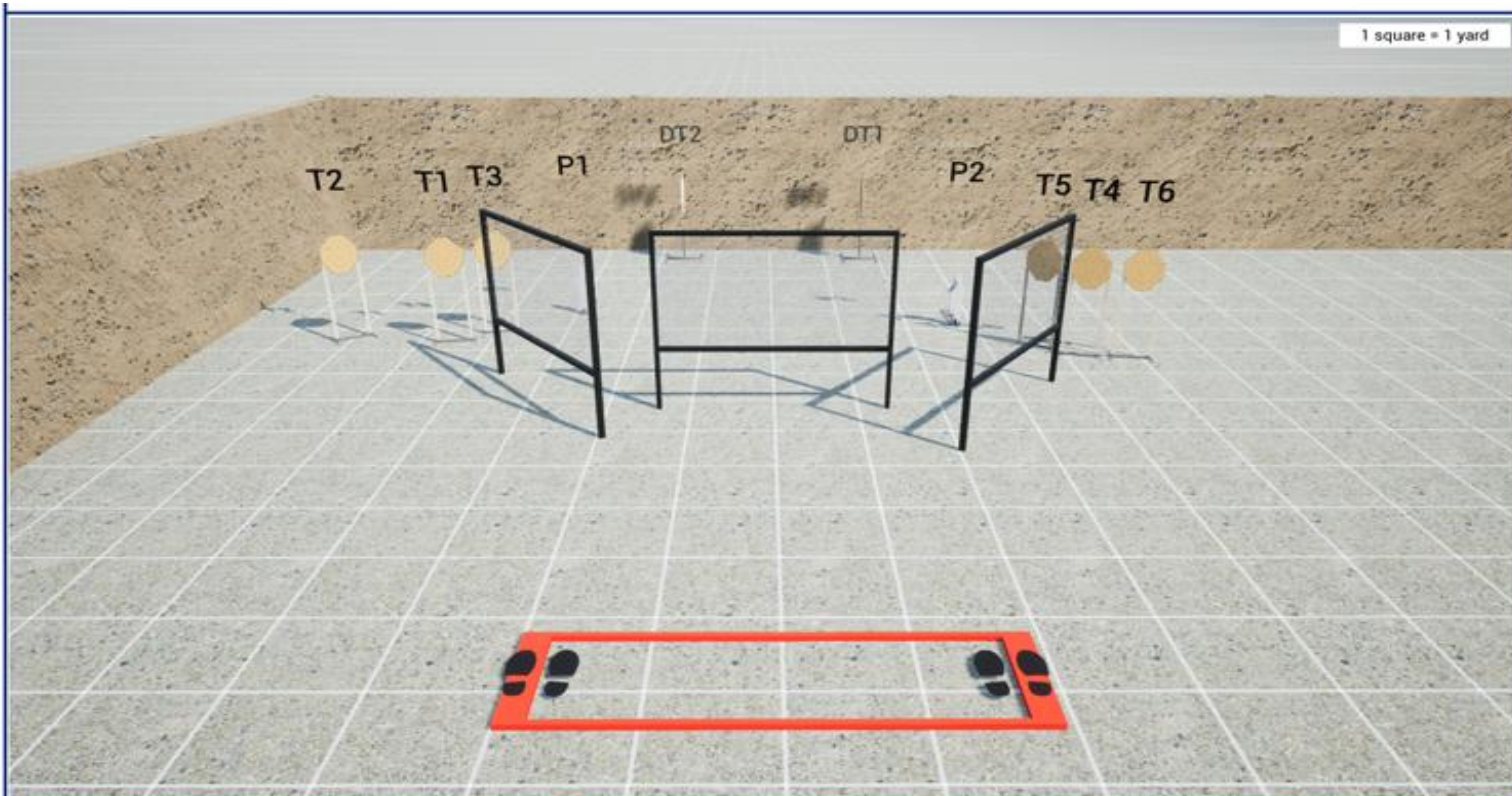
## Start Position:

Pistol: Loaded and holstered, contacting left or right fault line.

PCC: Loaded, safety on, stock touching belt, contacting left or right fault line.

## Procedure:

Engage all targets from within shooting area only.



## Setup Notes:

**Custom House**  
**by Justin Hamilton**

## **WRITTEN STAGE BRIEFING**

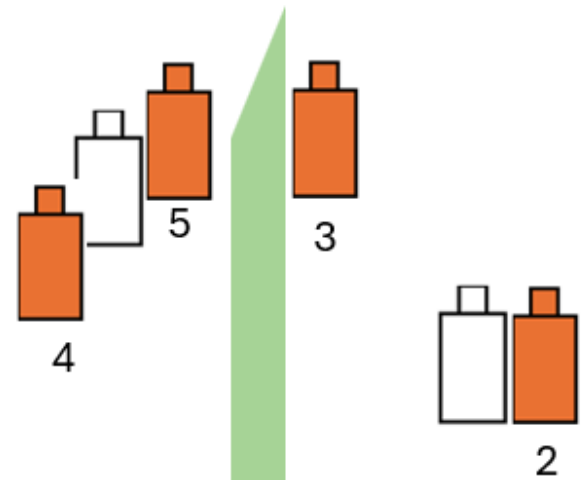
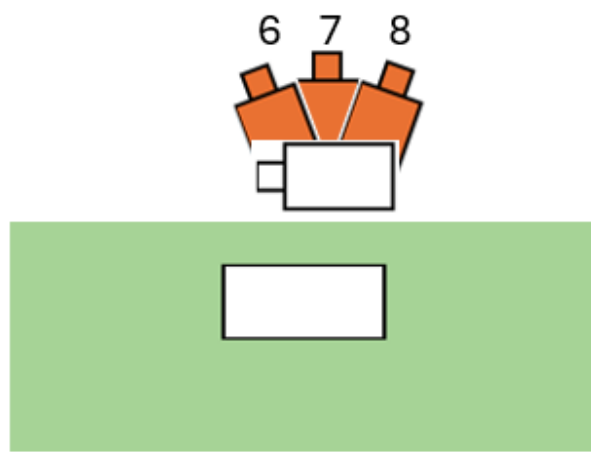
Welcome to stage Custom House. My name is Justin Hamilton and I am the CRO for this stage.

Custom House is a 18 round, 90 point COMSTOCK course. There are 8 classic targets and 2 steel. The start signal is audible.

The start position is standing anywhere in the shooting area, facing down range with wrists below belt. Handgun is loaded and holstered.

PCC start position is standing anywhere in the shooting area, facing down range, stock on belt, safety on, muzzle pointed down range, loaded carbine held in both hands with safety on.

On the audible start signal, engage all targets from within the shooting area. Best two hits on paper and steel must fall to score.



## Down The Hall

Bay A

Gun loaded and holstered, hands relaxed at sides (PCC butt to belt) . At signal engage T1-5 from inside fault lines, targets T6-8 must be engaged through window. All paper to be engaged with a minimum of 2 shots each.

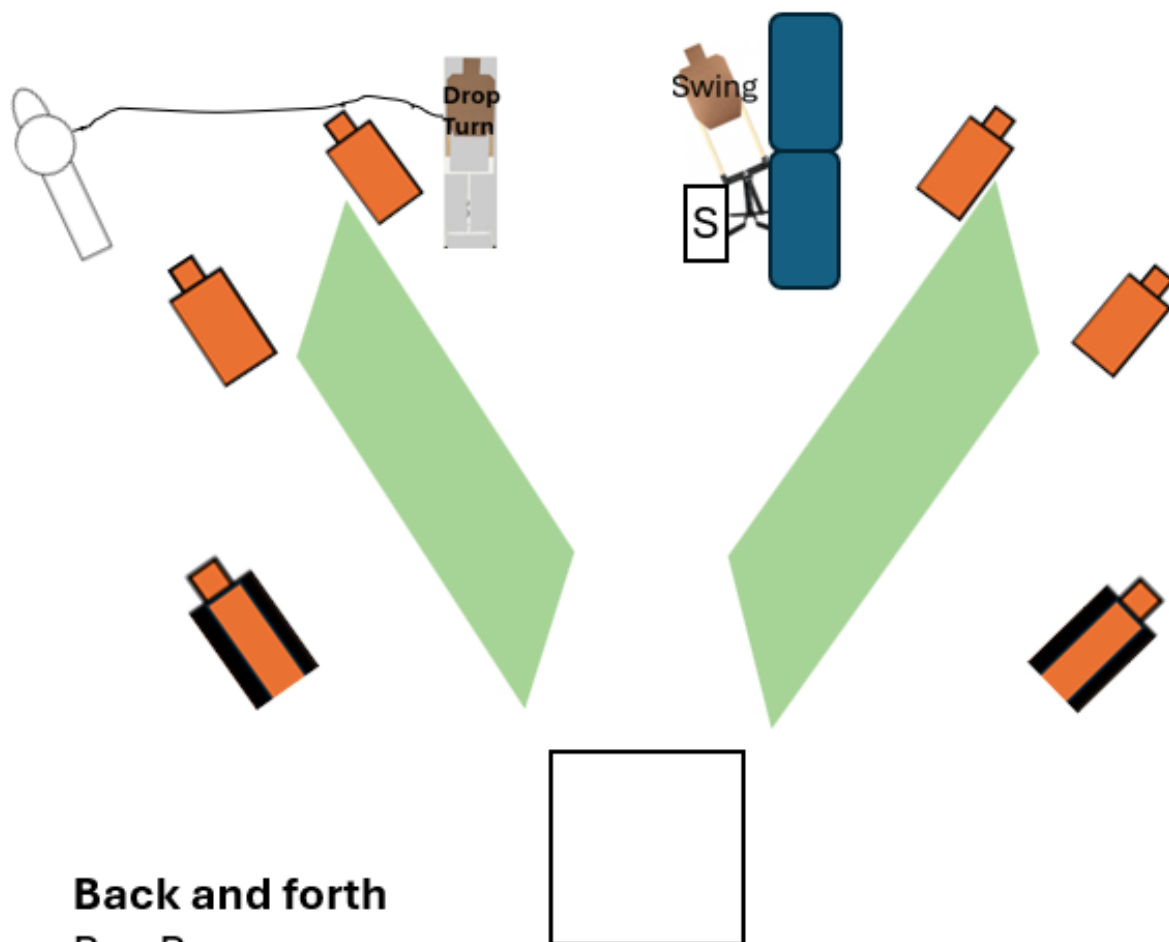
**Tactical order.**

Comstock

16 rounds







## **Back and forth**

Bay B

Gun loaded and holstered, hands relaxed at sides (PCC butt to belt). At signal engage all targets with 2 shots each from shooters box.

Comstock

USPSA rules

18 rounds