

Scoring:COMSTOCK, Best 2 hits on cardboard.

Targets:10 ISMOC targets, 10 steel

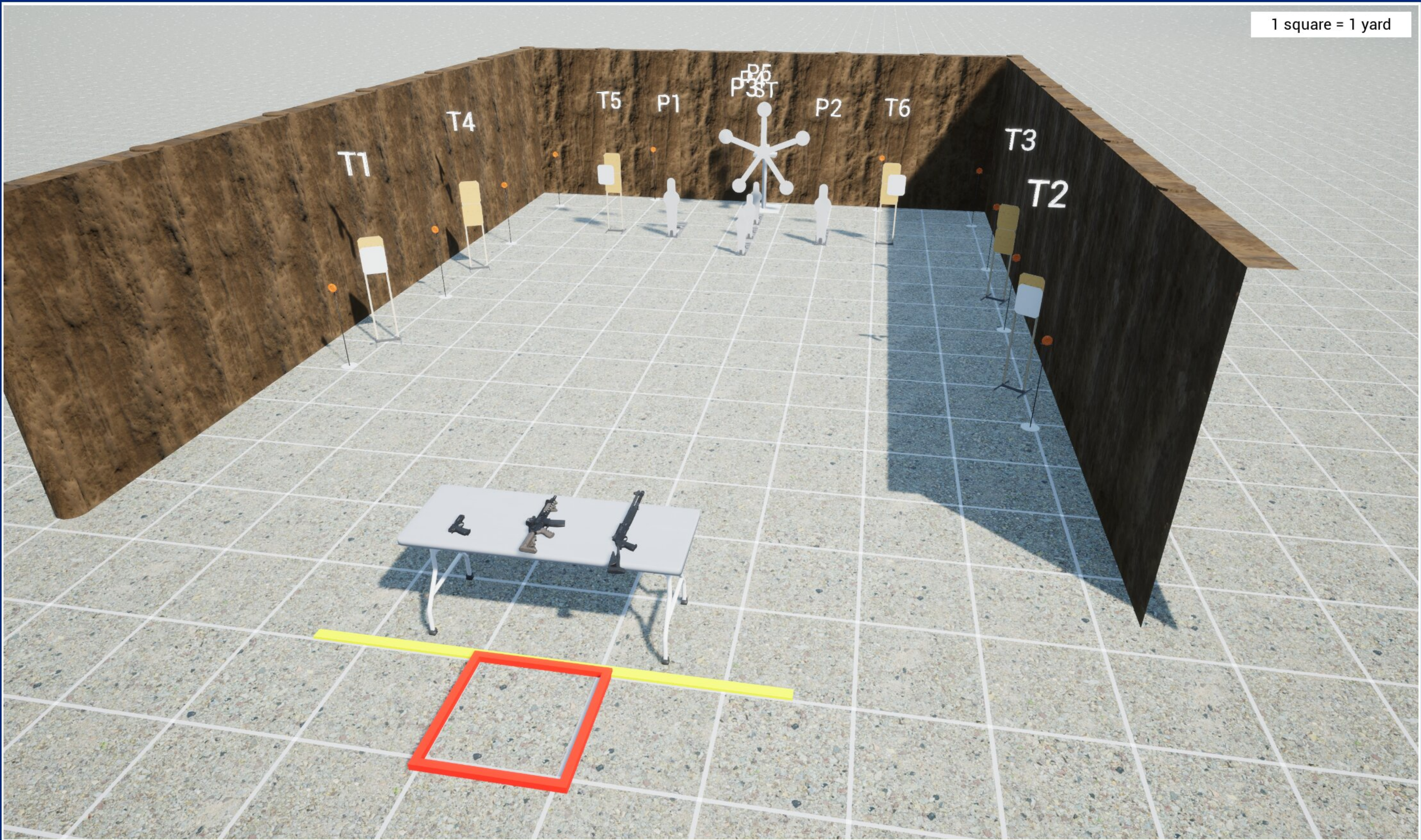
Rounds:40

Start Position:

The start position is standing anywhere in the shooting area, facing down range with wrists below belt. Handgun, Rifle, and Shotgun are loaded and placed on table. Made safe with muzzles pointed downrange.PCC start position is stock on belt, safety on, muzzle pointing downrange

Procedure:

On the audible start signal, engage all targets from within the shooting area.



Setup Notes:

<Put any build instructions here for the build crew>

3Guns4Fun
by Justin Hamilton

WRITTEN STAGE BRIEFING

Welcome to stage 3Guns4Fun. My name is Justin Hamilton and I am the CRO for this stage.

3Guns4Fun is a 40 round, 200 point COMSTOCK Ultimate course. There are 10 metric targets, 10 clays and 10 steel. The start signal is audible.

The start position is standing anywhere in the shooting area, facing down range with wrists below belt. Handgun, Rifle, and Shotgun are loaded and placed on table. Made safe with muzzles pointed downrange. PCC start position is loaded, placed on table, safety on, muzzle pointing downrange

On the audible start signal, engage all targets from within the shooting area. Shooter will pick which weapon and what order they will shoot the stage in. Best two hits on paper and steel must fall to score.

Going Long

by Justin Hamilton

Scoring: COMSTOCK, Best 2 hits on cardboard.

Targets: 10 USPSA targets, 2 steel


Rounds: 31

Start Position:

The start position is standing in the shooting area, toes on X's facing down range with wrists below belt. Handgun is loaded and holstered. PCC start position is stock on belt, safety on, muzzle pointing downrange

Procedure:

On the audible start signal, engage all targets from within the shooting area.



Setup Notes:

10 inch spacing between walls. Targets spaced 5 feet off end of walls. 3 feet between each target numbered 1-8. Target 9-10 30 feet from walls.

Going Long
by Justin Hamilton

WRITTEN STAGE BRIEFING

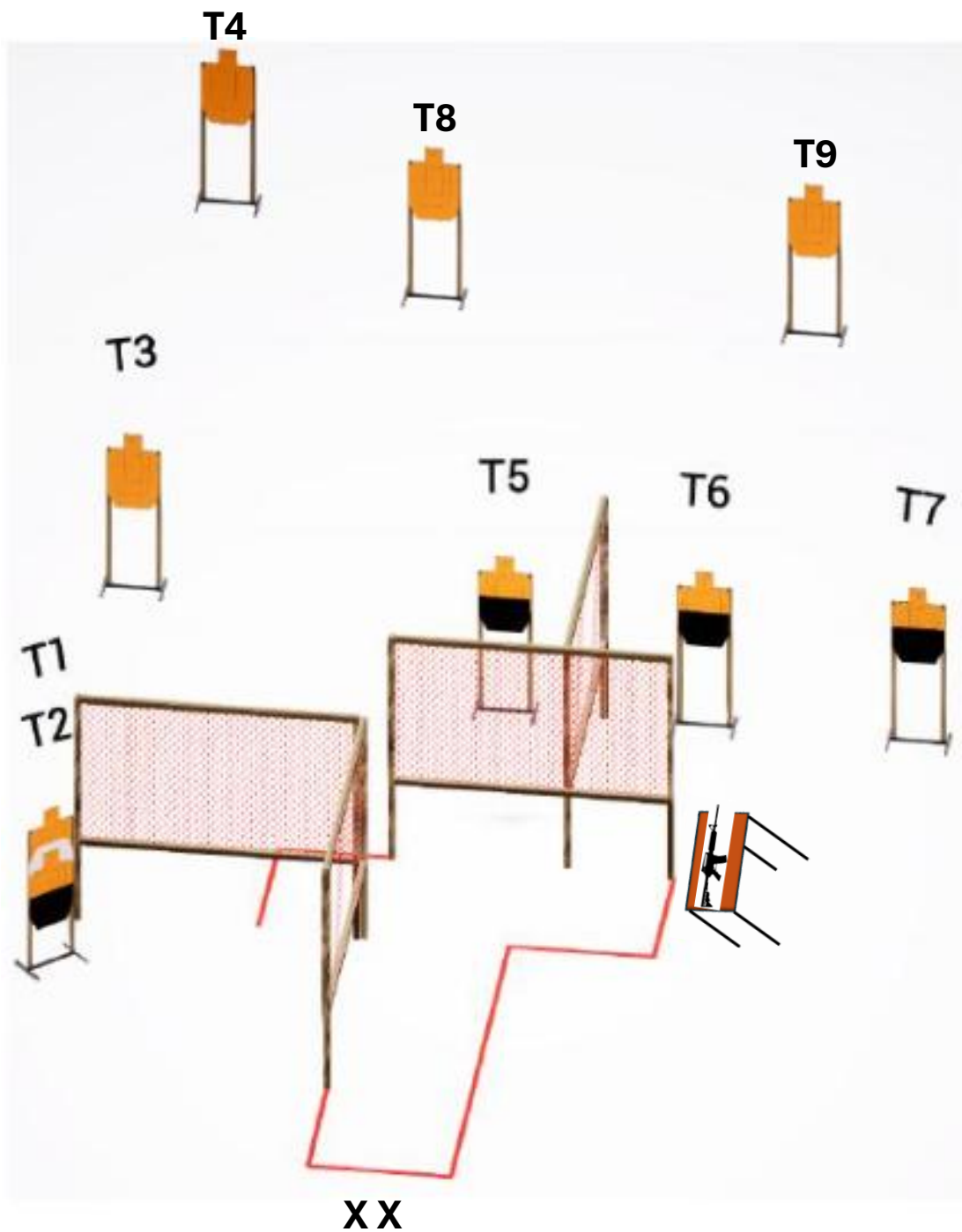
Welcome to stage Going Long. My name is Justin Hamilton and I am the CRO for this stage.

Going Long is a 31 round, 155 point COMSTOCK course. There are 10 <classic> targets, 9 clay, and 2 steel. The start signal is audible.

The start position is standing in the shooting area, toes on X's, facing down range with wrists below belt. Handgun is loaded and holstered. Shotgun is loaded and staged on table.

PCC start position is standing anywhere in the shooting area, facing down range, stock on belt, safety on, muzzle pointed down range, loaded carbine held in both hands with safety on.

On the audible start signal, engage all classic targets from within the shooting area. Drop off your pistol/PCC and retrieve shotgun. Engage remaining targets from behind wall.



They all count

Bay D

Start position, Hand Gun loaded and holstered, rifle loaded butt to belt, feet on Xs outside fault lines.

At signal, enter fault lines and engage targets with your rifle as they become visible with 2 shots per target. When last target has been engaged, ground rifle on table, transition to pistol and re-engage all targets with 2 shots each.

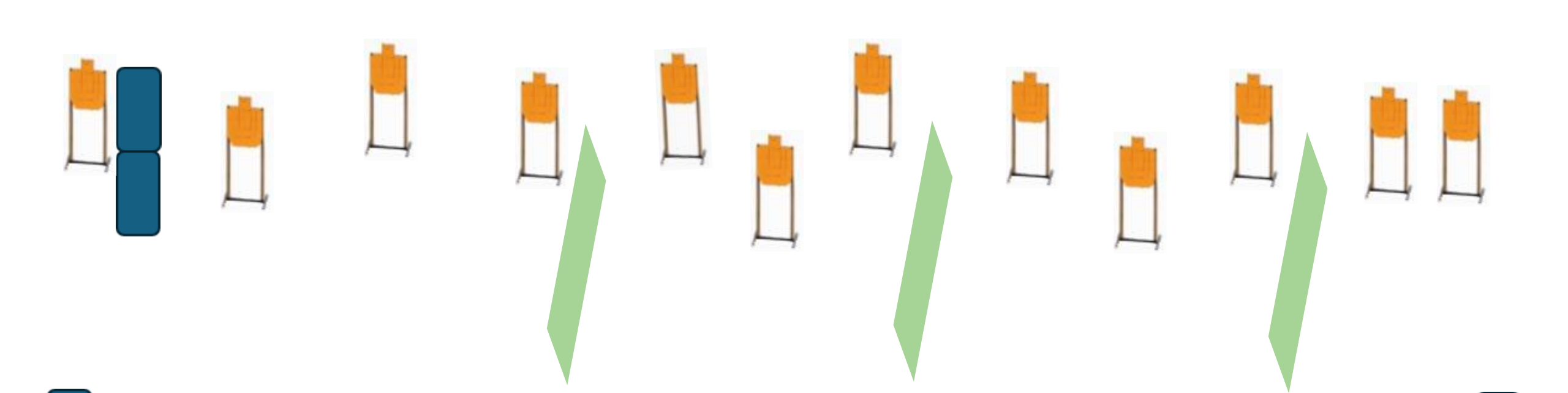
18 rounds rifle

18 rounds pistol

36 rounds total

Comstock scoring

USPSA Rules



The Great Wall

Bay C


Starting position, Rifle loaded butt to belt, feet on Xs.

At signal engage targets as they become visible.

28 rounds

Comstock Scoring

USPSA Rules



X X

Quick and Dirty Stage 2

by Justin Hamilton

Scoring:COMSTOCK, Best 2 hits on cardboard.

Targets:5 USPSA targets, 1 steel


Rounds:11

Start Position:

The start position is standing anywhere in the shooting area, facing down range in "Parade Rest" position. Handgun is loaded and holstered. PCC start position is stock on belt, safety on, muzzle pointing downrange

Procedure:

On the audible start signal, engage all targets from within the shooting area.



Setup Notes:

<Put any build instructions here for the build crew>

Quick and Dirty Stage 2

by Justin Hamilton

WRITTEN STAGE BRIEFING

Welcome to stage Quick and Dirty Stage 2. My name is Justin Hamilton and I am the CRO for this stage.

Quick and Dirty Stage 2 is a 11 round, 55 point COMSTOCK course. There are 5 <metric/classic> targets and 1 steel. The start signal is audible.

The start position is standing anywhere in the shooting area, facing down range in "Parade Rest" position. Handgun is loaded and holstered.

PCC start position is standing anywhere in the shooting area, facing down range, stock on belt, safety on, muzzle pointed down range, loaded carbine held in both hands with safety on.

On the audible start signal, engage all targets from within the shooting area. Best two hits on paper and steel must ring to score.

Quick and Dirty Stage 2

by Justin Hamilton

BUILD LIST



x2

uspsa-full-target



x1

uspsa-half



x1

uspsa-slant-left



x1

uspsa-slant-right



x1

roundplate-8



x1

faultline-12ft



x5

Target Stands

Quick and Dirty Stage 2

Justin Hamilton

LAYOUT PAGE

